



INSTA-CHAIN™

The **AUTOMATIC ICECHAIN**

VSI-003 - Hendrickson / Raydan Walking Beam

Dealer: _____
Dealer Contact: _____
Customer: _____
Customer Contact: _____
Address: _____
City/State/Zip: _____
Phone: _____ Fax: _____
Email: _____
PO#: _____

Number of Vehicles with these measurements: _____

Truck #'s or Last 8 of VIN	Mileage
_____	_____
_____	_____
_____	_____

Circle One: Standard Chain	Circle One: Spark Resistant Chain	Circle One: 6 Chain	Circle One: 12 Chain
--------------------------------------	---	-------------------------------	--------------------------------

Email or Fax this completed form to place your order: sales@insta-chain.com / 801-489-9797

VEHICLE INFORMATION - Measure EACH Axle

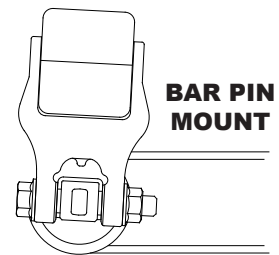
NOTES: Please list anything unusual about your suspension or obstructions within 36" of your axle _____

Chassis Make: _____ Model: _____ Year: _____

Tire Size: _____ Preferred Axle Mount: **FRONT or REAR**

Suspension Make: **HENDRICKSON or RAYDAN** Axle Capacity: _____

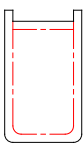
Suspension Model: **HMX / HN / RTE / RT-2 / AIRLINK**



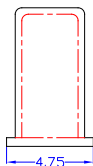
BAR PIN MOUNT

Beam Section Views

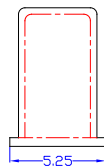
HMX




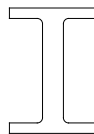
HN



RTE



RT-2 / AIRLINK



THRU PIN MOUNT

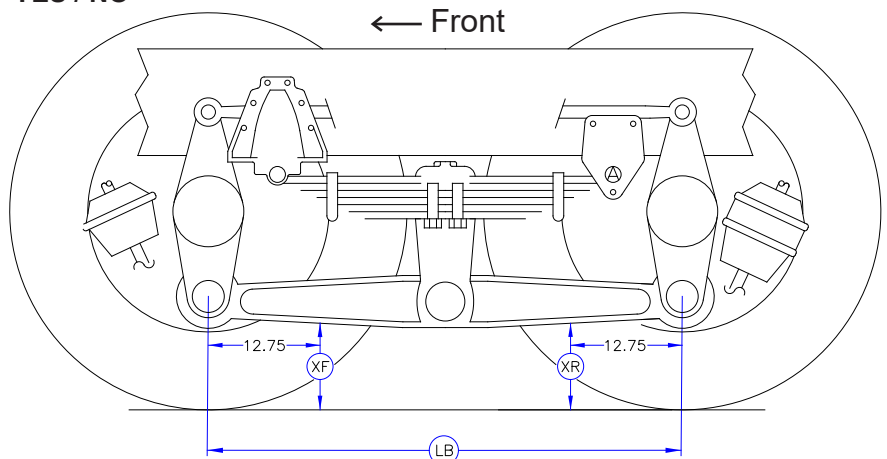
Does the Beam have a Shock mounted to it? **YES / NO**

Mount Suspension: **THRU PIN or BAR PIN**

_____ **LB** Horizontal length of walking beam (center to center)

_____ **XF** Front beam to ground (12.75" from center line of axle)

_____ **XR** Rear beam to ground (12.75" from center line of axle)



PLEASE CALL WITH ANY QUESTIONS: 800-633-0699

BRACKET DESIGNS ARE BASED ON THE ACCURACY OF YOUR MEASUREMENTS, PLEASE BE AS ACCURATE AS POSSIBLE.

INSTA-CHAIN RESERVES THE RIGHT TO ASSIGN THE BEST CHAIN UNIT AND BRACKET FOR THE APPLICATION.